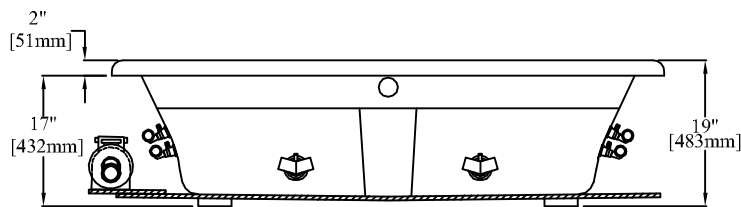
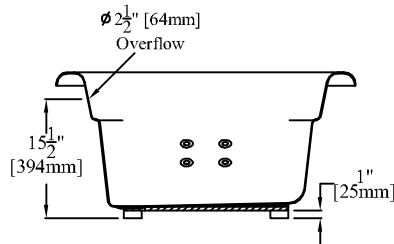


# Clarion Bathware

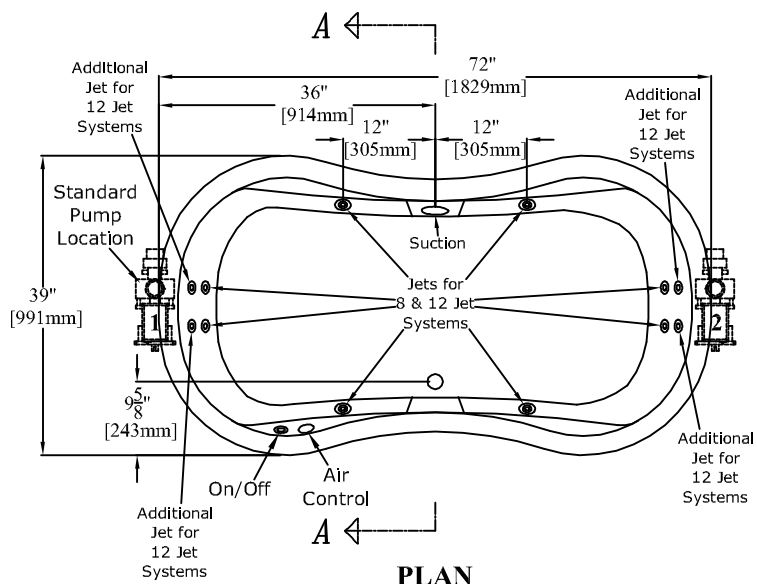


**ELEVATION**



**SECTION "A-A"**

\*\*\* For clarity, \*\*\*  
the whirlpool piping  
has been omitted  
from this drawing



**PLAN**

72" [1829mm] Drop-in Bathtub  
With 8 or 12 Jet Whirlpool Package

*CENTER DRAIN*

## COLORADO

**PRODUCT SPECIFICATIONS:**

- \* Product complies with NAHB, HUD UM-73A, and ANSI-Z124.1.
- \* When installing this whirlpool, an access area should be provided near the location of the whirlpool pump for future access. An access area is required by many local, state & federal building codes.
- \* Recommended access area dimensions: W-20" [508mm] H-15" [381mm]
- \* Wood reinforced & slip resistant floor.
- \* Integral 2" [51mm] rolled edge for drop-in installation.
- \* Factory drilled 2 1/2" [64mm] overflow.
- \* Spacious bathwell with molded arm ledges.
- \* Bathwell Dimensions (At Top): W-67" [1702mm] D-27 1/2" [699mm] H-17" [432mm]
- \* Bathwell Dimensions (At Bottom): W-53 1/2" [1359mm] D-23 1/2" [597mm]
- \* Bathwell Capacity (At Overflow): 80 Gallons [303L]
- \* Water Level (At Overflow): 12 1/4" [311mm]
- \* This unit is available without an overflow (Model RE4272DM:8 or RE4272DM:C).
- \* The pump position labeled 2 is an alternate pump location that is available. (In both positions 1 & 2, the pump will stick out from the rough-in dimensions by 3" if an 8 jet or 12 jet system is ordered.
- \* All dimensions +/- 1/4" [6.4mm]
- \* Clarion Bathware reserves the right to change design and/or dimensions.
- \* Dimensions are the same for RE, RS, MP, CU and all other versions of this model.

**RE4272D:8 or RE4272D:C**

**72" [1829mm] Drop-in Bathtub with 8 or 12 Jet Whirlpool Package**

**Clarion**  
BATHWARE  
44 Amsler Ave.  
Shippenville, PA 16254

Phone: (814) 226-5374  
Toll Free: (800) 576-9228  
Fax: (814) 226-0730  
www.clarionbathware.com

Signatures For Approval:

Customer: \_\_\_\_\_  
Arch./Engr: \_\_\_\_\_  
Contractor: \_\_\_\_\_  
Cla. Engr: \_\_\_\_\_

Date: \_\_\_\_\_

Dwg. Name:  
RE4272D  
-8&12JETCUT  
Dwg. By: DJC  
DATE: 6/9/08