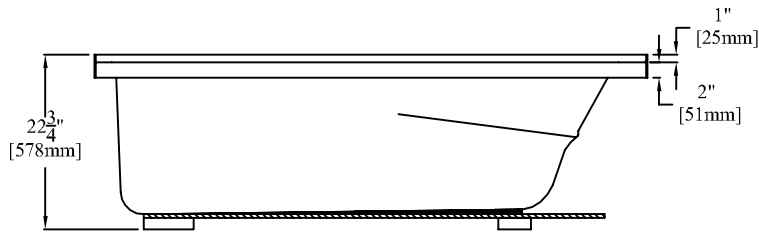
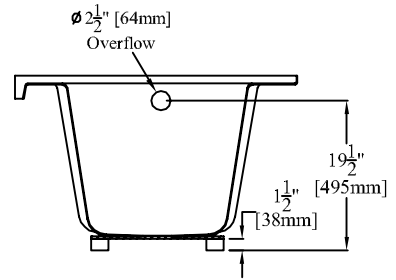


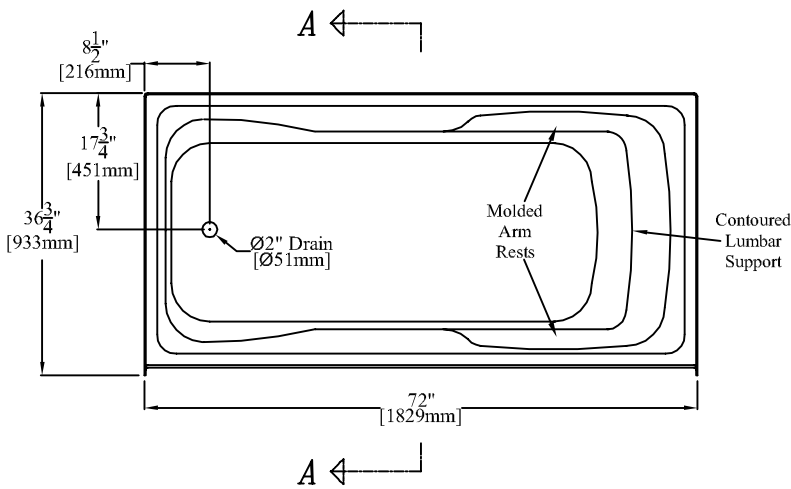
Clarion Bathware



ELEVATION



SECTION "A-A"



PLAN

72" [1829mm] Bathtub
Left Hand Version (3672FL) Shown

NEVADA

PRODUCT SPECIFICATIONS:

- * Product complies with NAHB, HUD UM-73A, and ANSI-Z124.1.
- * Wood reinforced & slip resistant floor.
- * Spacious bathwell with molded arm rests and contoured lumbar support.
- * Integral 1" [25mm] nailing flange.
- * Factory drilled 2 1/2" [64mm] overflow.
- * Bathwell Dimensions (At Top): W-62" [1575mm]
D-25 3/4" [654mm]
H-19 1/2" [495mm]
- * Bathwell Dimensions (At Bottom): W-54" [1372mm]
D-22 1/2" [572mm]
- * Bathwell Capacity (At Overflow): 108 Gallons [408L]
- * Water Level (At Overflow): 16 1/4" [413mm]
- * This unit is available without an overflow (Model 3672FLM or 3672FRM).
- * All dimensions +/- 1/4" [6.4mm]
- * Clarion Bathware reserves the right to change design and/or dimensions.
- * Dimensions are the same for RE, RS, MP, CU, and all other versions of this model.

Model 3672FL or 3672FR

72" [1829mm] Bathtub with Left or Right Hand Drain

Clarion
BATHWARE
44 Amsler Ave.
Shipperville, PA 16254

Phone: (814) 226-5374
Toll Free: (800) 576-9228
Fax: (814) 226-0730
www.clarionbathware.com

Signatures For Approval:

Customer: _____
Arch./Engr: _____
Contractor: _____
Cla. Engr: _____

Date:

Dwg. Name:
3672FLorFR-CUT

Dwg. By: DJC
DATE: 1/4/07