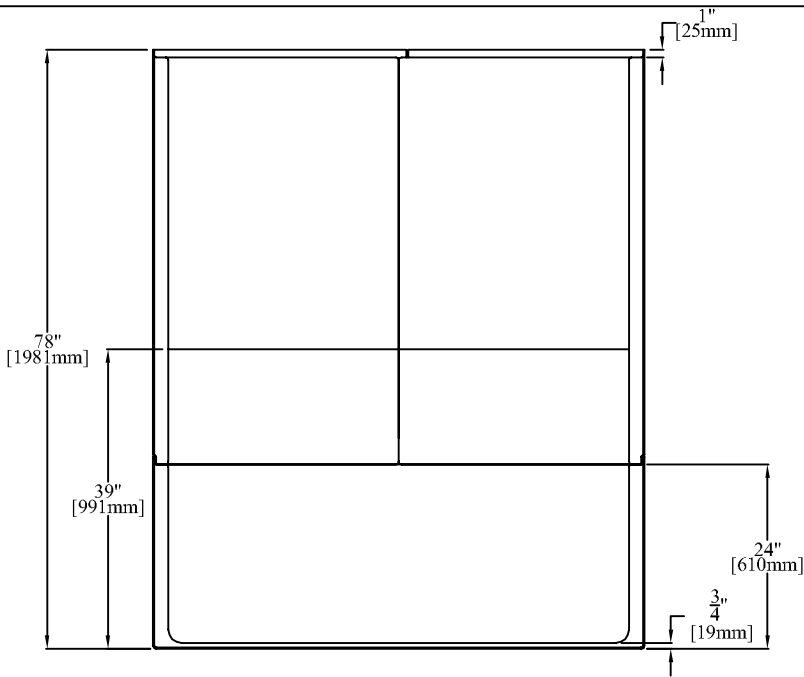
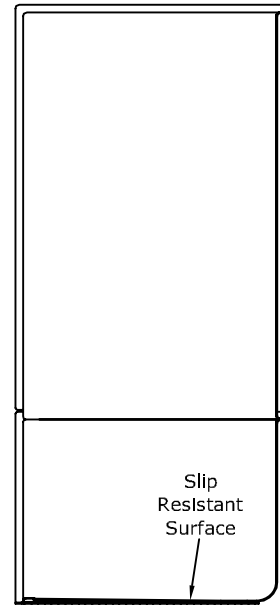


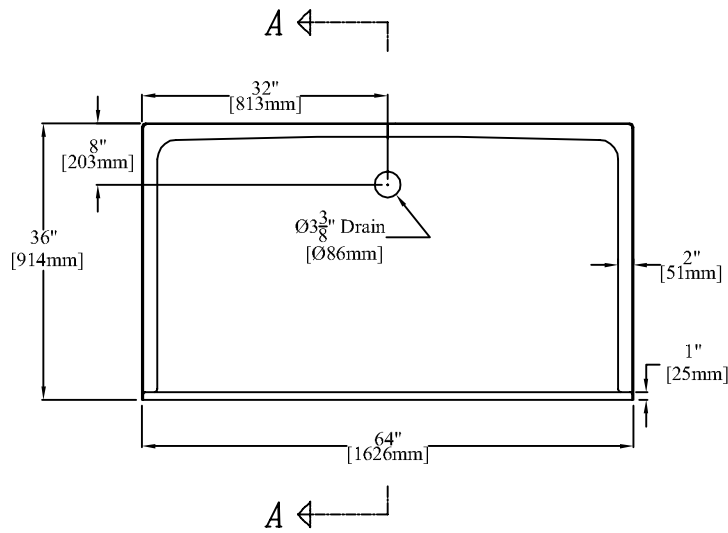
Clarion Bathware



ELEVATION



SECTION "A-A"



PLAN

*64" [1626mm] Barrier-free Shower
With 3/4" [19mm] Threshold*

REAR CENTER DRAIN

PRODUCT SPECIFICATIONS:

- * Special installation instructions for this unit must be followed carefully.
- * Product complies with NAHB, HUD UM-73A, and ANSI-Z124.2.
- * When properly accessorized and installed, product will meet requirements of ADAAG and ANSI A117.1.
- * Wood reinforced & slip resistant floor.
- * Integral 1" [25mm] nailing flange.
- * Integral 1" [25mm] floor nailing flange.
- * Shower Floor: W-60" [1524mm]
D-33" [838mm]
- * Door Opening: W-60" [1524mm]
H-75 3/4" [1924mm]
- * All dimensions +/- 1/4" [6.4mm]
- * Clarion Bathware reserves the right to change design and/or dimensions.
- * Dimensions are the same for RE, RS, MP, CU and all other versions of this model.

Model 6436BFKD34

64" [1626mm] 3-Piece Barrier-free Shower with 3/4" [19mm] Threshold

Clarion
BATHWARE
44 Amsler Ave.
Shippenville, PA 16254

Phone: (814) 226-5374
Toll Free: (800) 576-9228
Fax: (814) 226-0730
www.clarionbathware.com

Signatures For Approval:

Customer: _____
Arch./Engr: _____
Contractor: _____
Cla. Engr: _____

Date: _____

Dwg. Name:
6436BFKD34
-CUT

Dwg. By: DJC
DATE: 10/16/07