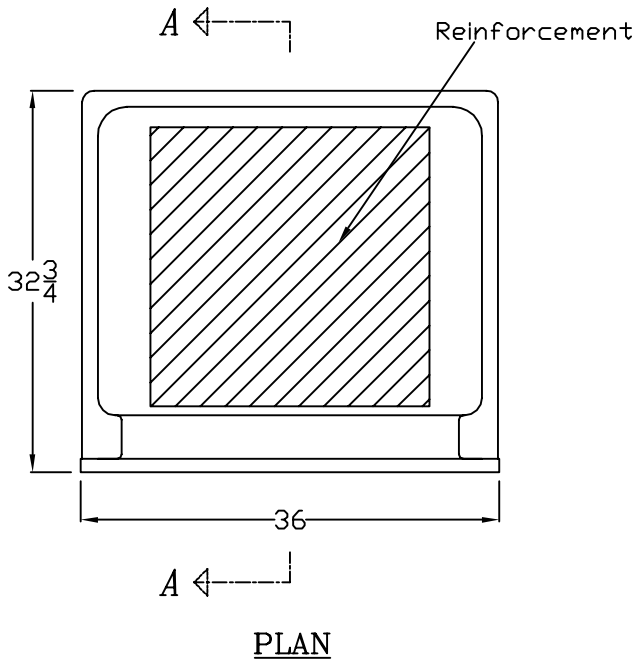




Clarion Bathware



Cap For Model 3632SD

Specifications:

- * Cap fits Clarion Bathware model 3632SD shower stall
- * Has an integral flange that allows the cap to be bolted to the model for which the cap was designed.
- * Use of this cap adds 4" to the overall height of the product that it is to be installed on.
- * All dimensions +/- 1/4"
- * Clarion Bathware reserves the right to change design and/or dimensions

Model IN36

Clarion

BATHWARE

Shippenville, Pa. 16254

Phone: 814-226-5374

Fax: 814-226-0730

www.clarionbathware.com

Dwg. by: DJC

Engr. Ckd. by: BAM

Signature For Approval:

Date:

Customer: _____

Arch./Engr: _____

Contractor: _____

Cla. Engr: _____

DATE OF LAST REVISION: 7/6/06