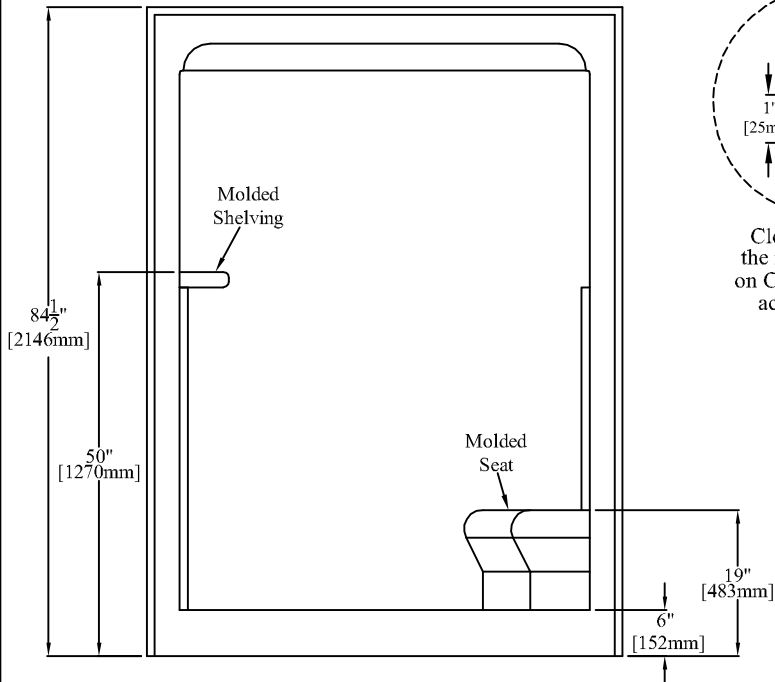
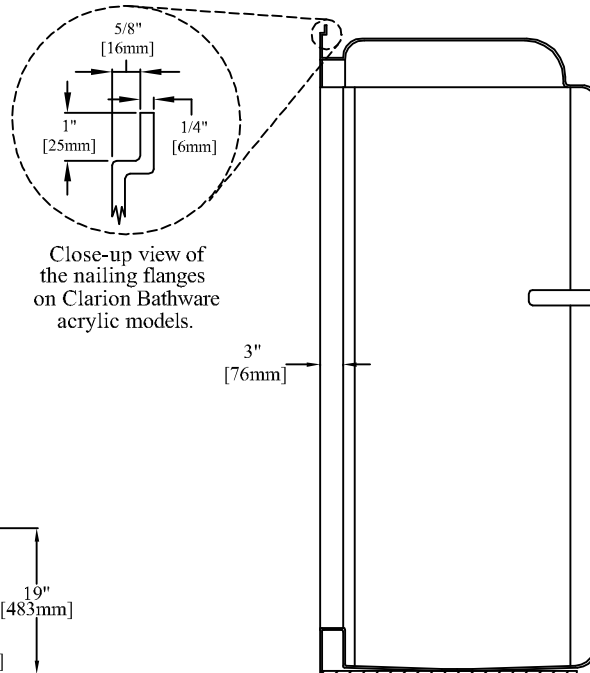


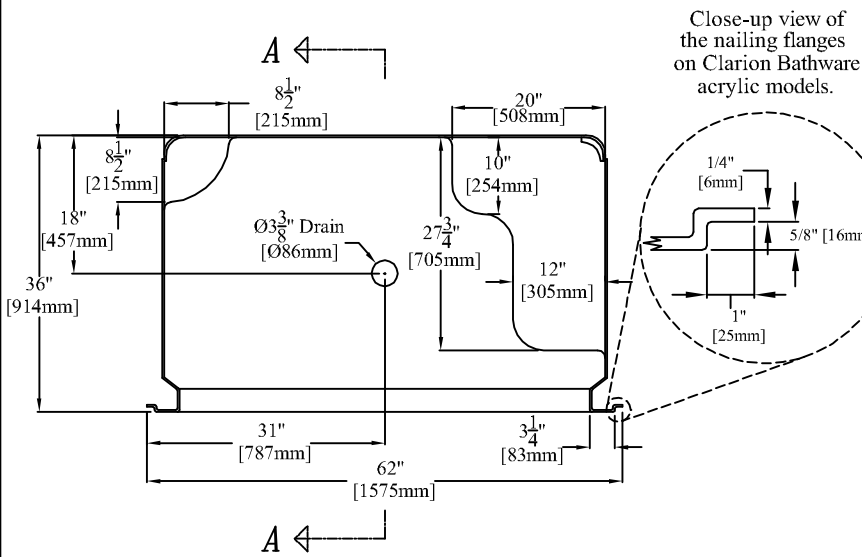
# Clarion Bathware



**ELEVATION**



**SECTION "A-A"**



**PLAN**

**PRODUCT SPECIFICATIONS:**

- \* Product complies with NAHB, HUD UM-73A, and ANSI-Z124.2.
- \* Thermoformed from cast acrylic sheet to produce a one-piece, seamless unit.
- \* Reinforced & slip resistant floor.
- \* Integral nailing flange.
- \* Molded shelving located on the valve wall.
- \* Molded seat located opposite the valve wall.
- \* Door Opening: W-53  $3/8"$  [1356mm] H-69  $1/2"$  [1765mm]
- \* All dimensions +/-  $1/4"$  [6.4mm]
- \* Clarion Bathware reserves the right to change design and/or dimensions.
- \* Dimensions are the same for RE, RS, MP, CU and all other versions of this model.

*Acrylic Shower Stall  
 With a 6" [152mm] Threshold, Left  
 or Right Hand Valve Wall & Molded Seat  
 Left Hand Version (ANL6036/S) Shown*

**Model ANL6036/S or ANR6036/S**

**Acrylic Shower Stall with 6" [152mm] Threshold and Molded Seat**

**Clarion**  
 BATHWARE  
 44 Amsler Ave.  
 Shippenville, PA 16254

Phone: (814) 226-5374  
 Toll Free: (800) 576-9228  
 Fax: (814) 226-0730  
 www.clarionbathware.com

Signatures For Approval:

Customer: \_\_\_\_\_  
 Arch./Engr: \_\_\_\_\_  
 Contractor: \_\_\_\_\_  
 Cla. Engr: \_\_\_\_\_

Date: \_\_\_\_\_

Dwg. Name:  
 ANL6036/S  
 or ANR6036/S-CUT

Dwg. By: DJC  
 DATE: 1/7/08