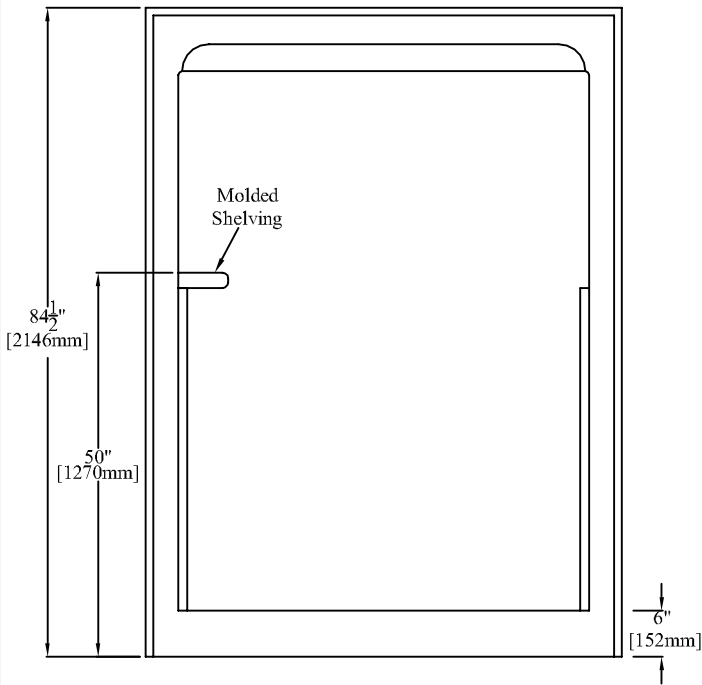
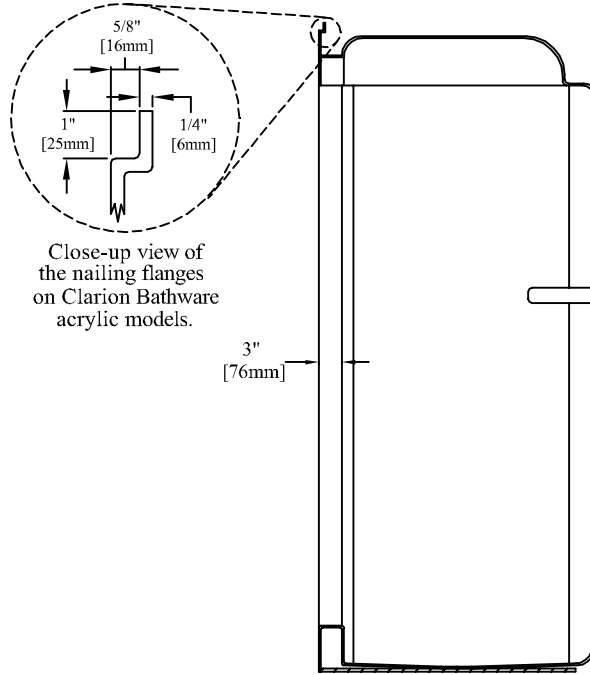


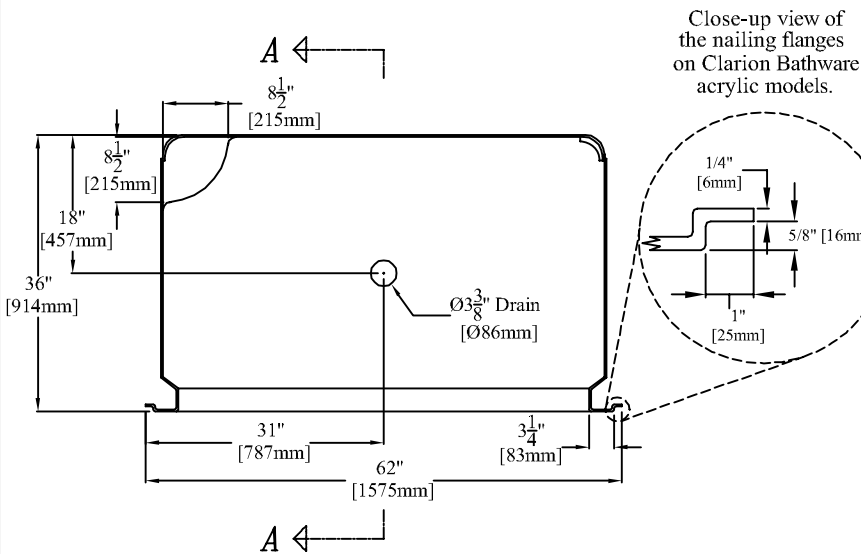
Clarion Bathware



ELEVATION



SECTION "A-A"



PLAN

*Acrylic Shower Stall
With a 6" [152mm] Threshold
& Left or Right Hand Valve Wall*

Left Hand Version (ANL6036) Shown

PRODUCT SPECIFICATIONS:

- * Product complies with NAHB, HUD UM-73A, and ANSI-Z124.2.
- * Thermoformed from cast acrylic sheet to produce a one-piece, seamless unit.
- * Reinforced & slip resistant floor.
- * Integral nailing flange.
- * Molded Shelving located on valve wall.
- * Door Opening: W-53 3/8" [1356mm]
H-69 1/2" [1765mm]
- * All dimensions +/- 1/4" [6.4mm]
- * Clarion Bathware reserves the right to change design and/or dimensions.
- * Dimensions are the same for RE, RS, MP, CU and all other versions of this model.

Model ANL6036 or ANR6036

Acrylic Shower Stall with 6" [152mm] Threshold

Clarion
BATHWARE
44 Amsler Ave.
Shippenville, PA 16254

Phone: (814) 226-5374
Toll Free: (800) 576-9228
Fax: (814) 226-0730
www.clarionbathware.com

Signatures For Approval:

Customer: _____
Arch./Engr: _____
Contractor: _____
Cla. Engr: _____

Date:

Dwg. Name:
ANL6036 or ANR6036
-CUT

Dwg. By: DJC
DATE: 1/7/08