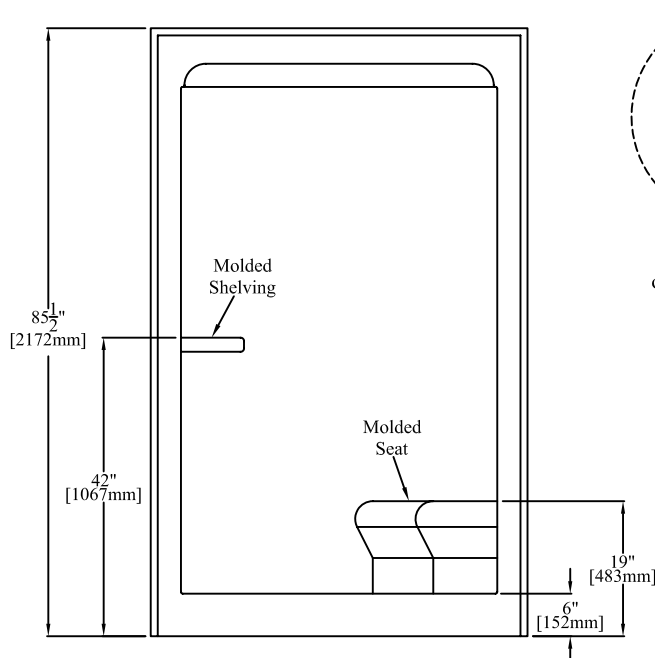
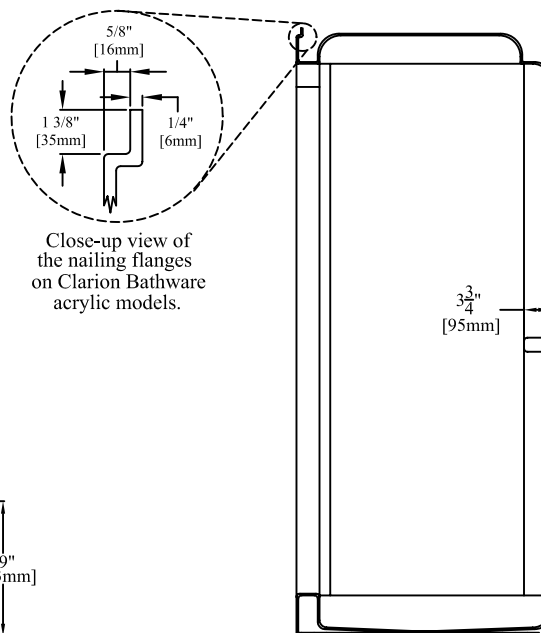


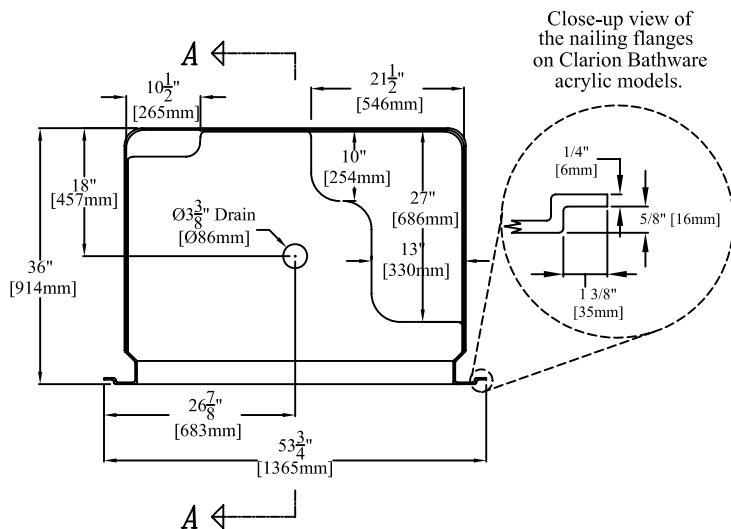
# Clarion Bathware



**ELEVATION**



**SECTION "A-A"**



**PLAN**

*Acrylic Shower Stall  
With a Molded Seat, 6" [152mm] Threshold  
& Left or Right Hand Valve Wall*

*Left Hand Version (ANL5336/S) Shown*

**PRODUCT SPECIFICATIONS:**

- \* Product complies with NAHB, HUD UM-73A, and ANSI-Z124.2.
- \* Thermoformed from cast acrylic sheet to produce a one-piece, seamless unit.
- \* Reinforced & slip resistant floor.
- \* Integral nailing flange.
- \* Molded shelving located on valve wall.
- \* Molded seat located opposite the valve wall.
- \* Door Opening: W-44 7/8" [1140mm]  
H-70 1/2" [1791mm]
- \* All dimensions +/- 1/4" [6.4mm]
- \* Clarion Bathware reserves the right to change design and/or dimensions.
- \* Dimensions are the same for RE, RS, MP, CU and all other versions of this model.

**Model ANL5336/S or ANR5336/S**

**Acrylic Shower Stall with 6" [152mm] Threshold, Molded Seat & Molded Shelving**

 44 Amsler Ave. Shippenville, PA 16254	Phone: (814) 226-5374 Toll Free: (800) 576-9228 Fax: (814) 226-0730 www.clarionbathware.com	Signatures For Approval:		Date:	Dwg. Name:
		Customer: _____	_____	_____	ANL5336/S or ANR5336/S-CUT
		Arch./Engr: _____	_____	_____	Dwg. By: DJC
		Contractor: _____	_____	_____	DATE: 1/7/08
		Cla. Engr: _____	_____	_____	

**\*\*\* IMPORTANT NOTICE \*\*\***

Clarion Bathware reserves the right to change the design and/or dimensions of its products at any time. This drawing may have been updated since this publication was issued. Before placing an order for any product, refer to our website at [www.clarionbathware.com](http://www.clarionbathware.com) to obtain the most current drawings for any products that you wish to purchase. Compare the date of revision of the drawing that you have with the one on the drawing on our website. If you do not have internet access, please call your sales representative or Clarion Bathware's sales department at 1-800-576-9228.