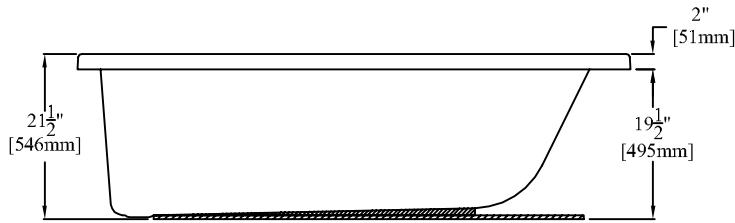
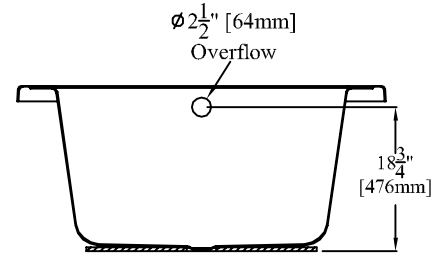


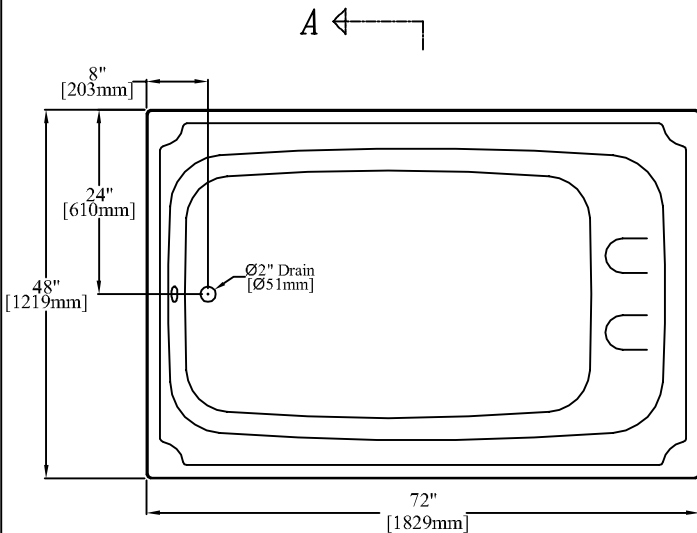
# Clarion Bathware



**ELEVATION**



**SECTION "A-A"**



**PLAN**

72" [1829mm] Acrylic Drop-in Bathtub

*Taft*

**PRODUCT SPECIFICATIONS:**

- \* Product complies with NAHB, HUD UM-73A, and ANSI-Z124.1.
- \* Clarion Bathware acrylic products are thermoformed from continuous cast acrylic sheet into a one piece seamless unit.
- \* Wood reinforced & slip resistant floor.
- \* Integral 2" [51mm] rolled edge for drop-in installation.
- \* Factory drilled 2 1/2" [64mm] overflow.
- \* Bathwell Dimensions (At Top): W-64 1/2" [1638mm]  
D-38" [965mm]  
H-20 3/4" [527mm]
- \* Bathwell Dimensions (At Bottom): W-53" [1346mm]  
D-32 1/4" [819mm]
- \* Bathwell Capacity (At Overflow): 85 Gallons [303L]
- \* Water Level (At Overflow): 16 3/4" [425mm]
- \* This unit is available without an overflow (Model AD7248M).
- \* All dimensions +/- 1/4" [6.4mm]
- \* Clarion Bathware reserves the right to change design and/or dimensions.

**Model AD7248**

**72" [1829mm] Acrylic Drop-in Bathtub**

**Clarion**  
BATHWARE  
44 Amsler Ave.  
Shippensburg, PA 16254

Phone: (814) 226-5374  
Toll Free: (800) 576-9228  
Fax: (814) 226-0730  
www.clarionbathware.com

Signatures For Approval:

Customer: \_\_\_\_\_  
Arch./Engr: \_\_\_\_\_  
Contractor: \_\_\_\_\_  
Cla. Engr: \_\_\_\_\_

Date:

\_\_\_\_\_  
\_\_\_\_\_  
\_\_\_\_\_  
\_\_\_\_\_

Dwg. Name:  
AD7248-CUT

Dwg. By: DJC  
DATE: 1/5/07