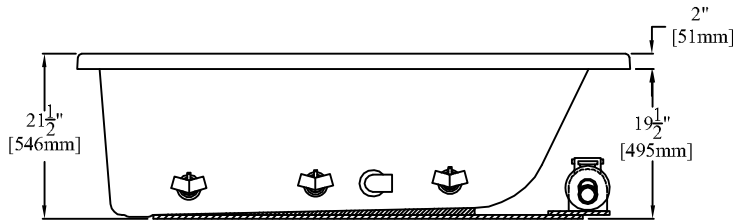
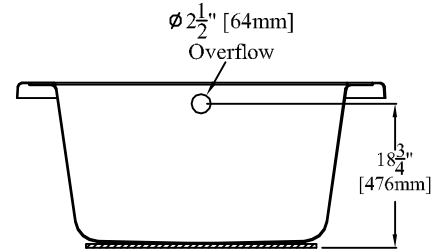


Clarion Bathware

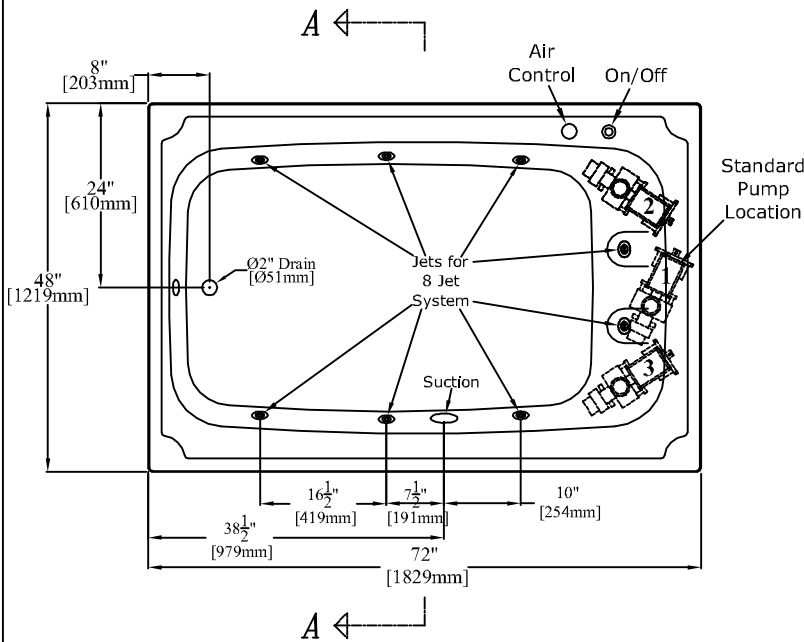


ELEVATION

*** For clarity, ***
the whirlpool piping
has been omitted
from this drawing



SECTION "A-A"



PLAN

72" [1829mm] Acrylic Drop-in Bathtub
With 8 Jet Whirlpool Package

Taft

PRODUCT SPECIFICATIONS:

- * Product complies with NAHB, HUD UM-73A, and ANSI-Z124.1.
- * When installing this whirlpool, an access area should be provided near the location of the whirlpool pump for future access. An access area is required by many local, state & federal building codes.
- * Recommended access area dimensions: W-20" [508mm] H-15" [381mm]
- * A separate skirt with a removable access panel is available (Model AP72).
- * Clarion Bathware acrylic products are thermoformed from continuous cast acrylic sheet into a one piece seamless unit.
- * Wood reinforced & slip resistant floor.
- * Integral 2" [51mm] rolled edge for drop-in installation.
- * A tiling flange kit is available (Model TFK-1).
- * Factory drilled 2 1/2" [64mm] overflow.
- * Bathwell Dimensions (At Top): W-64 1/2" [1638mm] D-38" [965mm] H-20 3/4" [527mm]
- * Bathwell Dimensions (At Bottom): W-53" [1346mm] D-32 1/4" [819mm]
- * Bathwell Capacity (At Overflow): 85 Gallons [303L]
- * Water Level (At Overflow): 16 3/4" [425mm]
- * This unit is available without an overflow (Model AD7248M:8).
- * Pump positions labeled 2 & 3 are alternate pump positions that are available.
- * All dimensions +/- 1/4" [6.4mm]
- * Clarion Bathware reserves the right to change design and/or dimensions.

AD7248:8

72" [1829mm] Acrylic Drop-in Bathtub with an 8 Jet Whirlpool Package

Clarion
BATHWARE
44 Amsler Ave.
Shippenville, PA 16254

Phone: (814) 226-5374
Toll Free: (800) 576-9228
Fax: (814) 226-0730
www.clarionbathware.com

Signatures For Approval:

Customer: _____
Arch./Engr: _____
Contractor: _____
Cla. Engr: _____

Date: _____

Dwg. Name:
AD7248
-8JETCUT
Dwg. By: DJC
DATE: 5/20/08