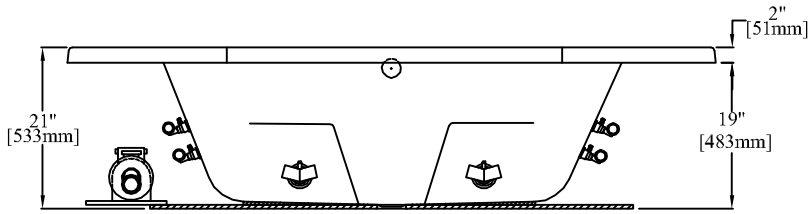
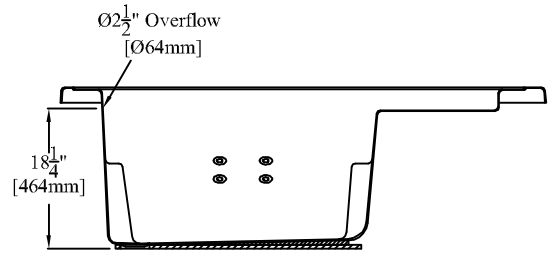


Clarion Bathware

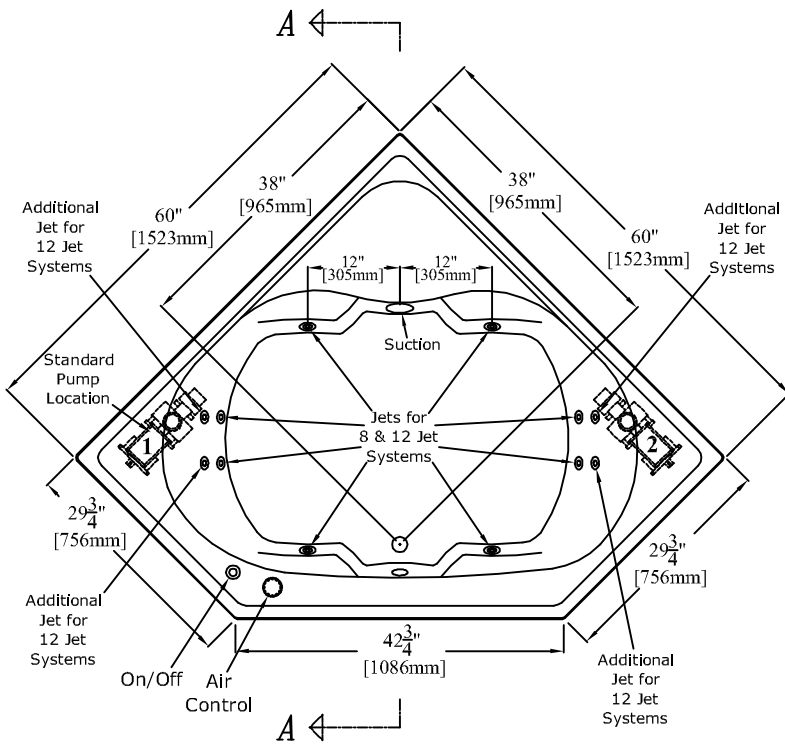


ELEVATION

*** For clarity, ***
the whirlpool piping
has been omitted
from this drawing



SECTION "A-A"



PLAN

60" [1524mm] Acrylic Corner Drop-in Bathtub
With 8 or 12 Jet Whirlpool Package

Niagara

PRODUCT SPECIFICATIONS:

- * Product complies with NAHB, HUD UM-73A, and ANSI-Z124.1.
- * When installing this whirlpool, an access area should be provided near the location of the whirlpool pump for future access. An access area is required by many local, state & federal building codes.
- * Recommended access area dimensions: W-20" [508mm]
H-15" [381mm]
- * Clarion Bathware acrylic products are thermoformed from continuous cast acrylic sheet into a one piece seamless unit.
- * A tiling flange kit is available (Model TFK-2).
- * Wood reinforced & slip resistant floor.
- * Integral 2" [51mm] rolled edge for drop-in installation.
- * Factory drilled 2 1/2" [64mm] overflow.
- * Spacious Bathwell with molded arm rests.
- * Bathwell Dimensions (At Top): W-61" [1549mm]
D-36" [914mm]
H-20 1/4" [514mm]
- * Bathwell Dimensions (At Bottom): W-42" [1067mm]
D-30" [762mm]
- * Bathwell Capacity (At Overflow): 80 Gallons [303L]
- * Water Level (At Overflow): 16 3/4" [425mm]
- * This unit is available without an overflow (Model AD6060DSM:8 or AD6060DSM:C).
- * The pump position labeled 2 is an alternate pump locations that is also available.
- * All dimensions +/- 1/4" [6.4mm]
- * Clarion Bathware reserves the right to change design and/or dimensions.

AD6060DS:8 or AD6060DS:C

60" Acrylic Corner Drop-in Bathtub with a 8 or 12 Jet Whirlpool Package

Clarion
BATHWARE
44 Amsler Ave.
Shipperville, PA 16254

Phone: (814) 226-5374
Toll Free: (800) 576-9228
Fax: (814) 226-0730
www.clarionbathware.com

Signatures For Approval:

Customer: _____
Arch./Engr: _____
Contractor: _____
Cla. Engr: _____

Date: _____

Dwg. Name:
AD6060DS
-8&12JETCUT
Dwg. By: DJC
DATE: 5/20/08