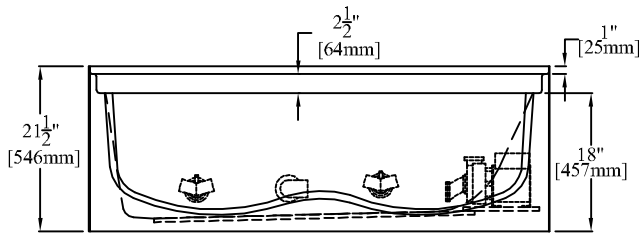
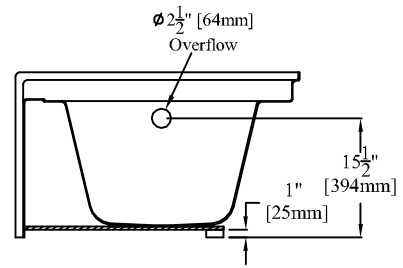


Clarion Bathware

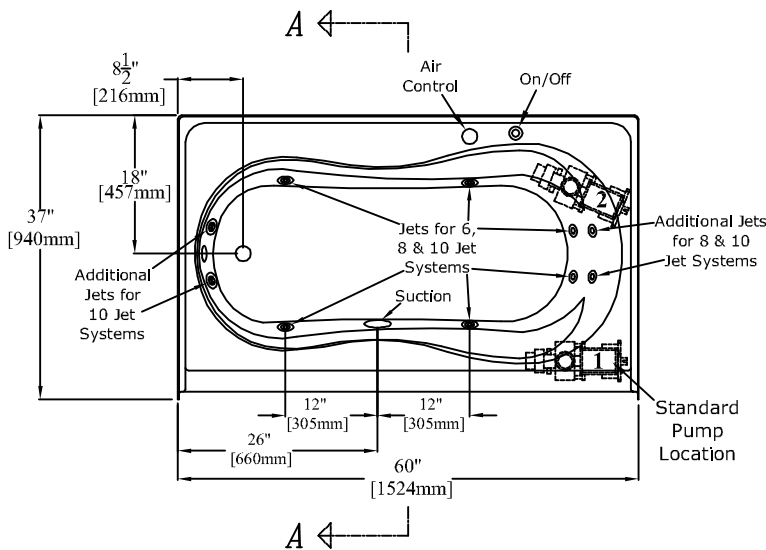


ELEVATION



SECTION "A-A"

*** For clarity, ***
the whirlpool piping
has been omitted
from this drawing



PLAN

60" [1524mm] Bathtub
With 6, 8 or 10 Jet Whirlpool Package

Left Hand Version (RE3660L:6, RE3660L:8 or RE3660L:A) Shown

ANGEL

PRODUCT SPECIFICATIONS:

- * Product complies with NAHB, HUD UM-73A, and ANSI-Z124.1.
- * When installing this whirlpool, an access area should be provided near the location of the whirlpool pump for future access. An access area is required by many local, state & federal building codes.
- * Recommended access area dimensions: W-20" [508mm] H-15" [381mm]
- * Wood reinforced & slip resistant floor.
- * Integral 1" [25mm] nailing flange.
- * Factory drilled 2 1/2" [64mm] overflow.
- * Spacious bathwell with molded arm rests
- * Bathwell Dimensions (At Top): W-55 3/4" [1416mm] D-30 1/4" [768mm] H-15 3/4" [400mm]
- * Bathwell Dimensions (At Bottom): W-46" [1168mm] D-18" [457mm]
- * Bathwell Capacity (At Overflow): 40 Gallons [151L]
- * Water Level (At Overflow): 12 1/2" [318mm]
- * This unit is available without an overflow (Model RE3660LM:6, RE3660LM:8, RE3660LM:A, RE3660RM:6, RE3660RM:8 or RE3660RM:A)
- * This unit is available with a removable access panel (Model RE3660LA:6, RE3660LA:8, RE3660LA:A, RE3660RA:6, RE3660RA:8 or RE3660RA:A)
- * The pump position labeled 2 is an alternate pump location that is available.
- * All dimensions +/- 1/4" [6.4mm]
- * Clarion Bathware reserves the right to change design and/or dimensions.
- * Dimensions are the same for RE, RS, MP, CU, and all other versions of this model.

RE3660L:6, RE3660L:8, RE3660L:A, RE3660R:6, RE3660R:8 or RE3660R:A
60" [1524mm] Bathtub with Left or Right Hand Drain and 6, 8 or 10 Jet Whirlpool Package

Clarion
BATHWARE
44 Amsler Ave.
Shippenville, PA 16254

Phone: (814) 226-5374
Toll Free: (800) 576-9228
Fax: (814) 226-0730
www.clarionbathware.com

Signatures For Approval:

Customer: _____
Arch./Engr: _____
Contractor: _____
Cla. Engr: _____

Date: _____

Dwg. Name:
RE3660LorR
-6,8&10JETCUT
Dwg. By: DJC
DATE: 6/6/08