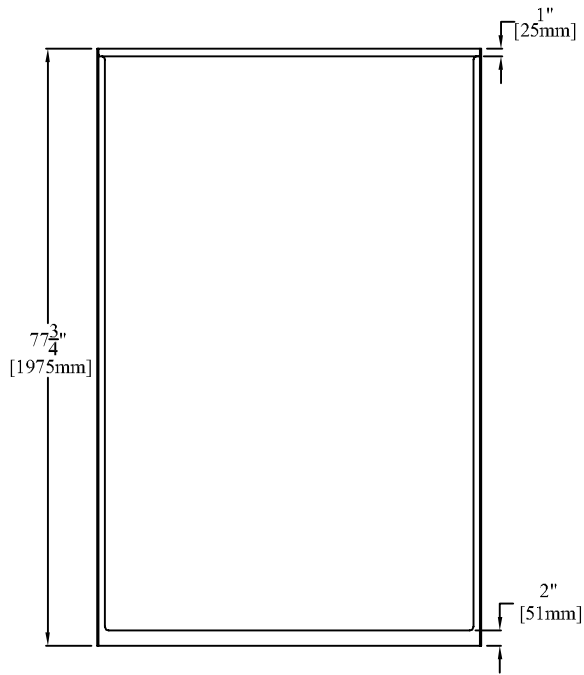
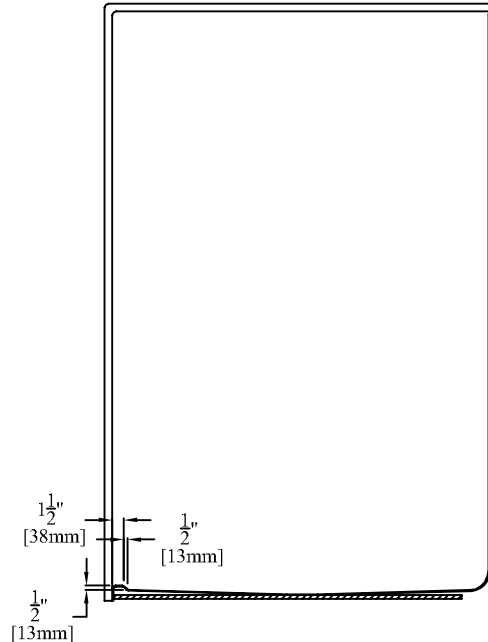


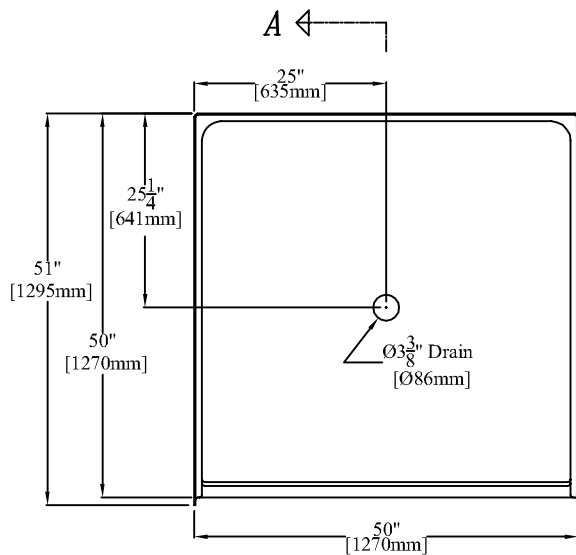
Clarion Bathware



ELEVATION



SECTION "A-A"



A ←

PLAN

*50" [1270mm] 1-Piece Barrier-free Shower Stall
With 2" [51mm] Threshold*

PRODUCT SPECIFICATIONS:

- * SPECIAL INSTALLATION INSTRUCTIONS FOR THIS UNIT MUST BE FOLLOWED CAREFULLY.
- * Product complies with NAHB, HUD UM-73A, and ANSI-Z124.2.
- * Reinforced & slip resistant floor.
- * Integral 1" [25mm] nailing flange.
- * Door Opening: W-47 3/4" [1213mm]
H-74 1/2" [1892mm]
- * All dimensions +/- 1/4" [6.4mm]
- * Clarion Bathware reserves the right to change design and/or dimensions.
- * Dimensions are the same for RE, RS, MP, CU and all other versions of this model.

Model 5050BF

50" [1270mm] 1-Piece Barrier-free Shower Stall With 2" [51mm] Threshold

Clarion
BATHWARE
44 Amsler Ave.
Shippenville, PA 16254

Phone: (814) 226-5374
Toll Free: (800) 576-9228
Fax: (814) 226-0730
www.clarionbathware.com

Signatures For Approval:

Customer: _____
Arch./Engr: _____
Contractor: _____
Cla. Engr: _____

Date: _____

Dwg. Name:
5050BF
-CUT

Dwg. By: DJC
DATE: 11/15/07