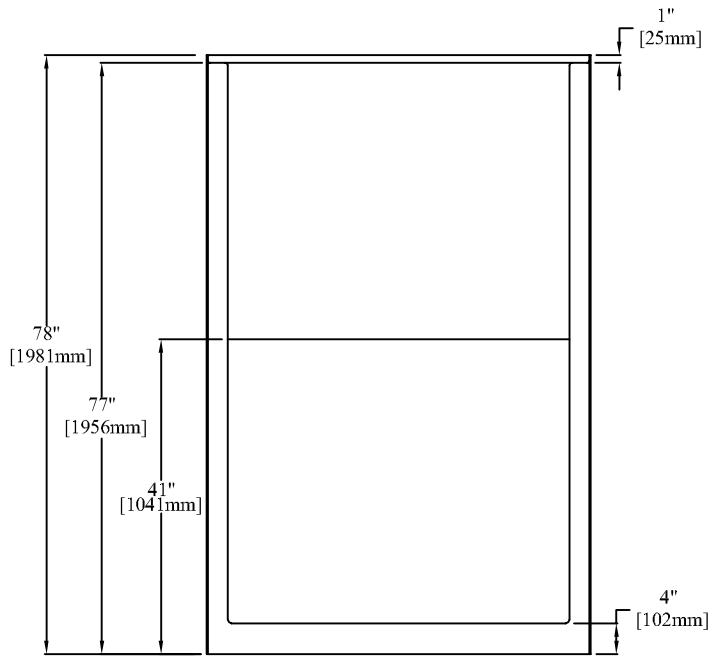



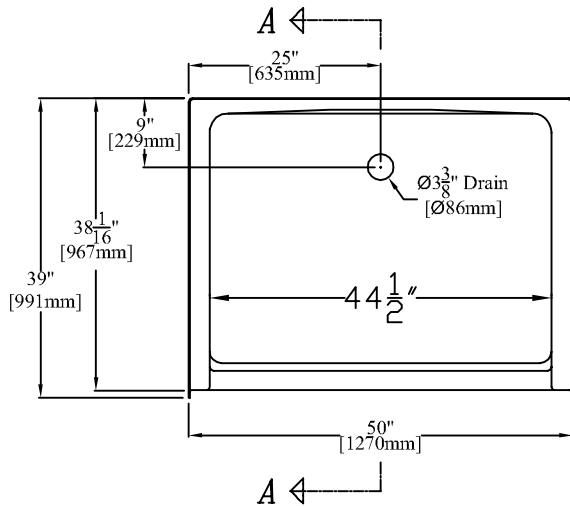
# Clarion Bathware



**ELEVATION**



**SECTION "A-A"**



**PLAN**

*50" [1270mm] Flat Wall Shower Stall*

**PRODUCT SPECIFICATIONS:**

- \* Product complies with NAHB, HUD UM-73A, and ANSI-Z124.1.
- \* Wood reinforced & slip resistant floor.
- \* Integral 1" [25mm] nailing flange.
- \* Door Opening: W-44 1/2" [1130mm]  
H-72 1/2" [1842mm]
- \* Floor Space: W-44 1/2" [1130mm]  
D-32 1/2" [826mm]
- \* All dimensions +/- 1/4" [6.4mm]
- \* Clarion Bathware reserves the right to change design and/or dimensions.
- \* Dimensions are the same for RE, RS, MP, CU, and all other versions of this model.

**Model 5039**

**50" [1270mm] Flat Wall Shower Stall**

**Clarion**  
BATHWARE  
44 Amsler Ave.  
Shippenville, PA 16254

Phone: (814) 226-5374  
Toll Free: (800) 576-9228  
Fax: (814) 226-0730  
www.clarionbathware.com

Signatures For Approval:

Customer: \_\_\_\_\_  
Arch./Engr: \_\_\_\_\_  
Contractor: \_\_\_\_\_  
Cla. Engr: \_\_\_\_\_

Date:

\_\_\_\_\_  
\_\_\_\_\_  
\_\_\_\_\_  
\_\_\_\_\_

Dwg. Name:  
5039-CUT

Dwg. By: DJC  
DATE: 4/4/07