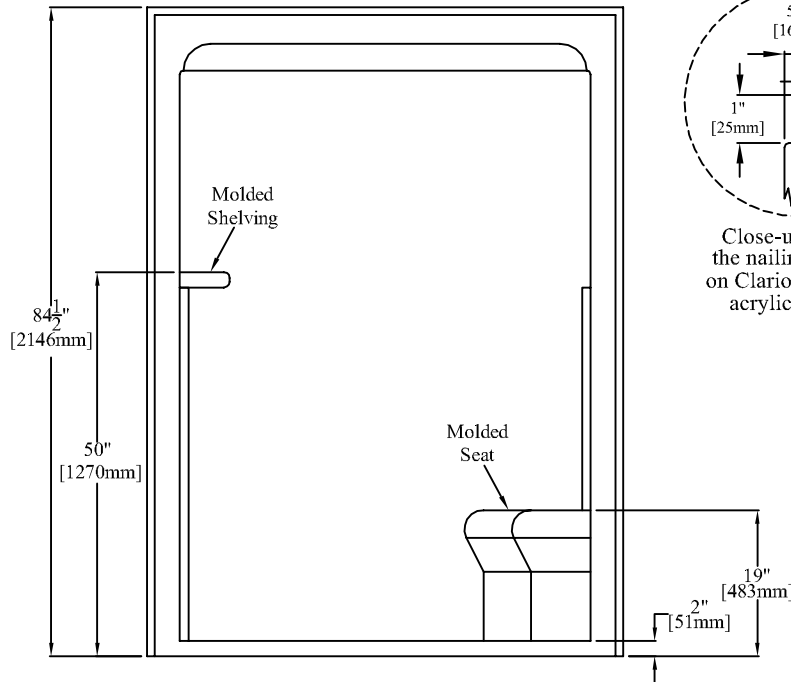
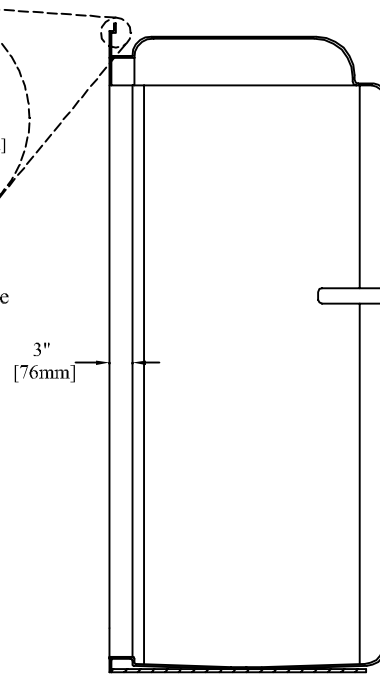


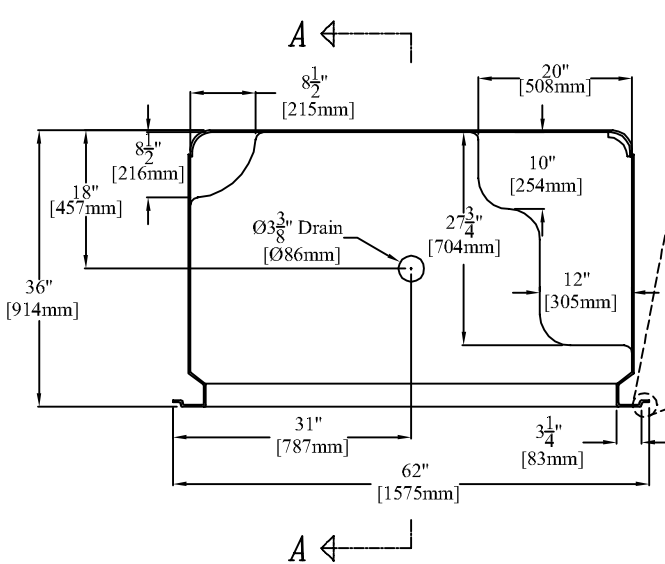
Clarion Bathware



ELEVATION



SECTION "A-A"



PLAN

*Acrylic Barrier-free Shower Stall
With a 2" [51mm] Threshold, Molded Seat
& Left or Right Hand Valve Wall*

Left Hand Version (ANL6036BF/S) Shown

Close-up view of the nailing flanges on Clarion Bathware acrylic models.

PRODUCT SPECIFICATIONS:

- * Barrier-free installation requires a 2" [51mm] recess.
- * Product complies with NAHB, HUD UM-73A, and ANSI-Z124.2.
- * Thermoformed from cast acrylic sheet to produce a one-piece, seamless unit.
- * Reinforced & slip resistant floor.
- * Integral nailing flange.
- * Molded shelving located on valve wall.
- * Molded seat located opposite the valve wall.
- * Door Opening: W-53 3/8" [1356mm]
H-73 1/2" [1867mm]
- * All dimensions +/- 1/4" [6.4mm]
- * Clarion Bathware reserves the right to change design and/or dimensions.
- * Dimensions are the same for RE, RS, MP, CU and all other versions of this model.

Model ANL6036BF/S or ANR6036BF/S

Acrylic Barrier-free Shower Stall with 2" [51mm] Threshold & Molded Seat

Clarion
BATHWARE
44 Amsler Ave.
Shippenville, PA 16254

Phone: (814) 226-5374
Toll Free: (800) 576-9228
Fax: (814) 226-0730
www.clarionbathware.com

Signatures For Approval:

Customer: _____
Arch./Engr: _____
Contractor: _____
Cla. Engr: _____

Date:

Dwg. Name:
ANL6036BFS
or ANR6036BFS-CUT

Dwg. By: DJC
DATE: 1/8/08