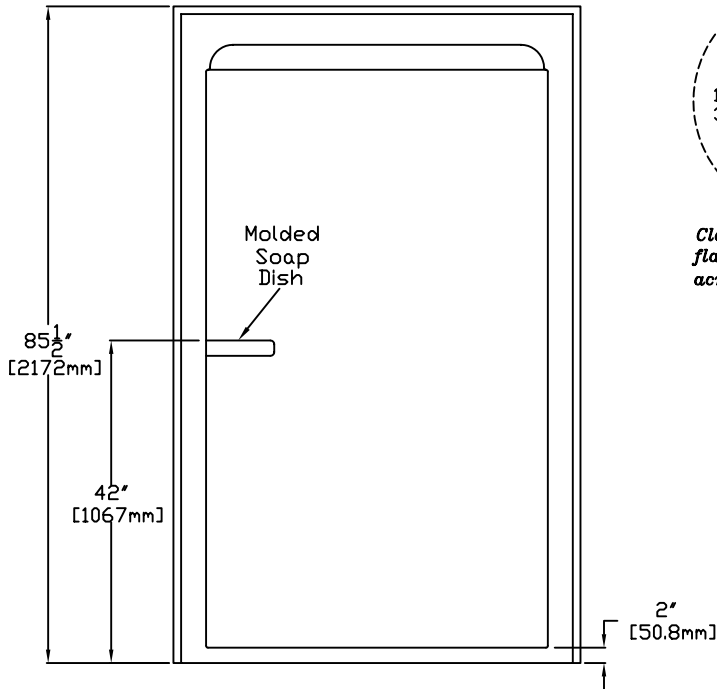
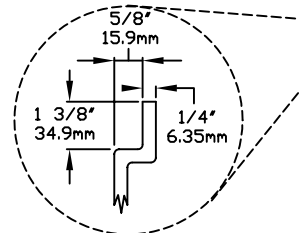


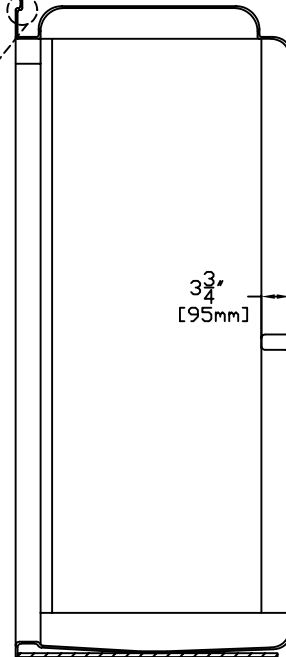
# CLARION BATHWARE



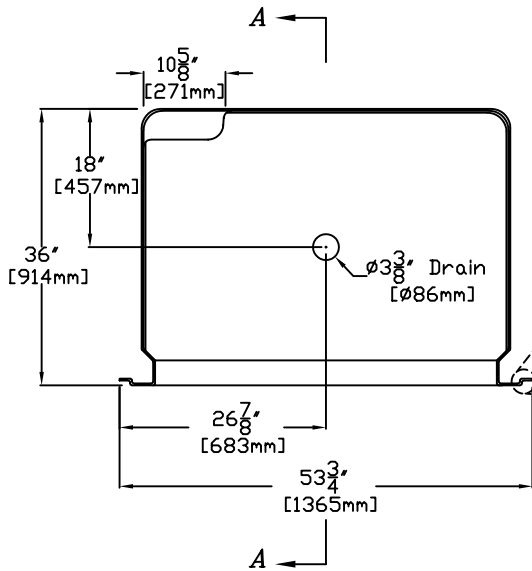
**ELEVATION**



*Close-up view of nailing flanges on Clarion Bathware acrylic models*



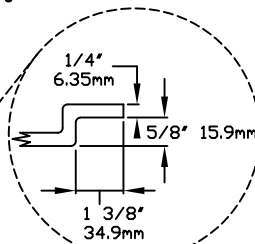
**SECTION "A - A"**



**PLAN**

**Left Hand Unit Shown (ANL5336BF)**

*Close-up view of nailing flanges on Clarion Bathware acrylic models*



**Specifications:**

- \* Barrier-free installation requires a 2" [50.8mm] recess
- \* Units comply with NAHB, HUD UM-73A, and ANSI-Z124.2
- \* Units are thermoformed from continuous cast acrylic sheet into a one piece seamless unit
- \* Door opening:  
W-44 7/8" [1140mm]  
H-74 1/2" [1892mm]
- \* All dimensions +/- 1/4" [6.35mm]
- \* Balsawood reinforced floor
- \* Slip resistant floor
- \* Clarion Bathware reserves the right to change design and/or dimensions

**Model ANL5336BF or ANR5336BF**

**Left or Right Hand Soap Dish**

**Clarion**

**BATHWARE** Clearly A Difference

Shippenville, Pa. 16254

Phone: 814-226-5374

Fax: 814-226-0730

www.clarionbathware.com

**Signature For Approval:**

**Date:**

Customer: \_\_\_\_\_

Arch./Engr: \_\_\_\_\_

Contractor: \_\_\_\_\_

Cla. Engr: \_\_\_\_\_

Dwg. by: DJC

Engr. Ckd. by: BAM

DATE OF LAST REVISION: 10/14/03