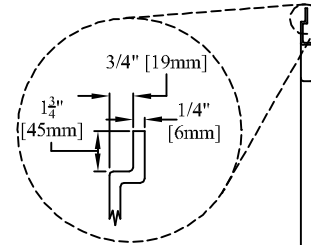



**ELEVATION**

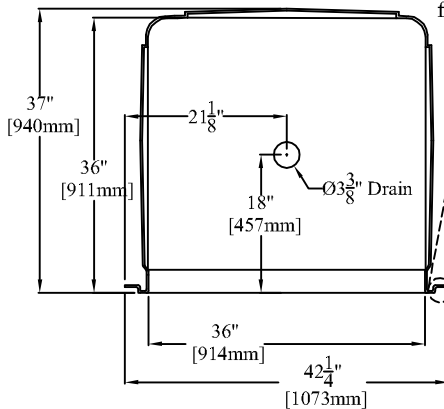


Close-up view of the nailing flanges on Clarion Bathware acrylic models

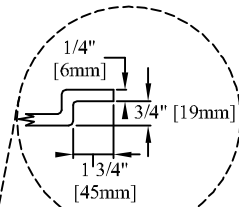


**SECTION "A-A"**

A ←



Close-up view of the nailing flanges on Clarion Bathware acrylic models



A ←

**PLAN**

42 1/4" [1073 mm] Barrier-free Shower  
With a 3/4" [19mm] Threshold

*CENTER DRAIN*

**PRODUCT SPECIFICATIONS:**

- \* Special installation instructions for this unit must be followed carefully.
- \* Product complies with NAHB, HUD UM-73A, and ANSI-Z124.2.
- \* When properly accessorized and installed, product meets requirements of ADAAG and ANSI A117.1.
- \* Reinforced & slip resistant floor.
- \* Unit cannot accept a door.
- \* Integral nailing flange on sides and top.
- \* Shower Floor: W-36" [914mm]  
D-36" [914mm]
- \* Framing Pocket Dimensions:  
W-40" [1016mm]  
D-36 1/4" [921mm]  
H-82 1/2" [2096mm]
- \* All dimensions +/- 1/4" [6.4mm]
- \* Clarion Bathware reserves the right to change design and/or dimensions.

**Model AN4136LBF34 or AN4136RBF34**  
**Barrier-free Shower with a 3/4" [19mm] Threshold**

**Clarion**  
BATHWARE  
44 Amsler Ave.  
Shippenville, PA 16254

Phone: (814) 226-5374  
Toll Free: (800) 576-9228  
Fax: (814) 226-0730  
www.clarionbathware.com

Signatures For Approval:

Customer: \_\_\_\_\_  
Arch./Engr: \_\_\_\_\_  
Contractor: \_\_\_\_\_  
Cla. Engr: \_\_\_\_\_

Date:

\_\_\_\_\_  
\_\_\_\_\_  
\_\_\_\_\_  
\_\_\_\_\_

Dwg. Name:  
AN4136LBF34or  
AN4136RBF34-CUT

Dwg. By: DJC  
DATE: 3/2/11