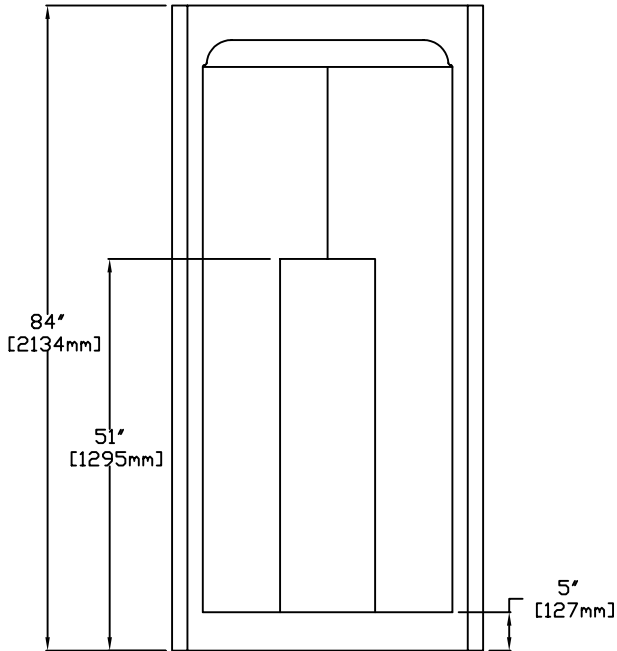
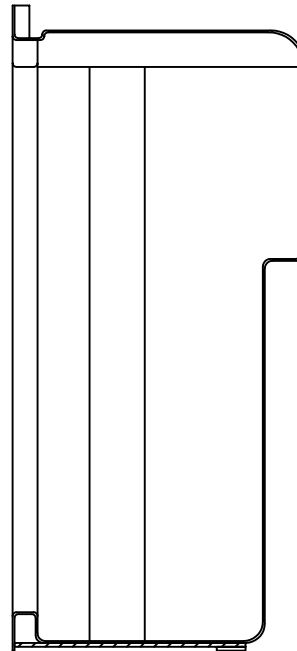


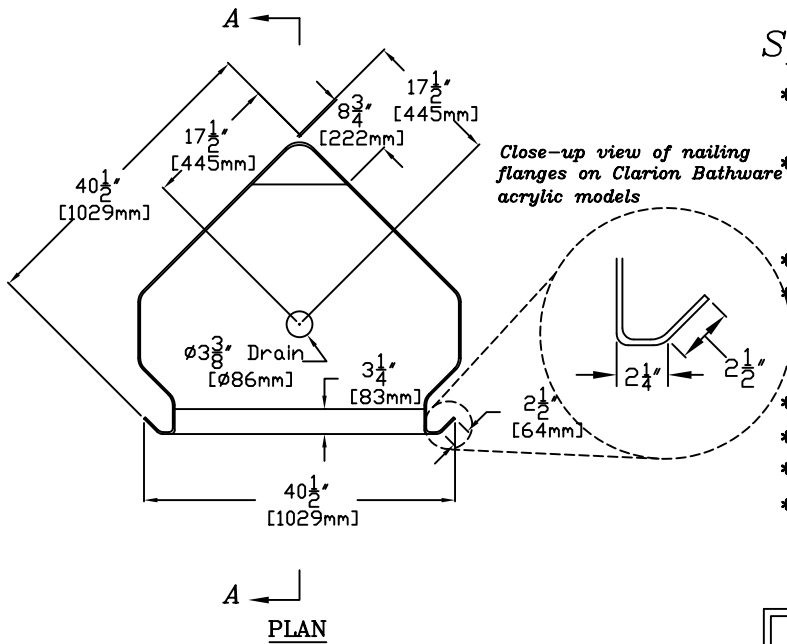
CLARION BATHWARE



ELEVATION



SECTION "A - A"



PLAN

Acrylic Neo-Angle Shower

Specifications:

- * Units comply with NAHB, HUD UM-73A, and ANSI-Z124.2
- * Units are thermoformed from continuous cast acrylic sheet into a one piece seamless unit
- * Molded soap dish
- * Door opening:
 W-32 1/2" [826mm]
 H-70 3/4" [1797mm]
- * All dimensions +/- 1/4" [6.35mm]
- * Balsawood reinforced floor
- * Slip resistant floor
- * Clarion Bathware reserves the right to change design and/ or dimensions

Model AN3740

Clarion

BATHWARE Clearly A Difference

Shippenville, Pa. 16254

Phone: 814-226-5374

Fax: 814-226-0730

www.clarionbathware.com

Signature For Approval: _____

Date: _____

Customer: _____

Arch./Engr: _____

Contractor: _____

Cl. Engr: _____

Dwg. by: DJC

Engr. Ckd. by: BAM

DATE OF LAST REVISION: 4/9/03