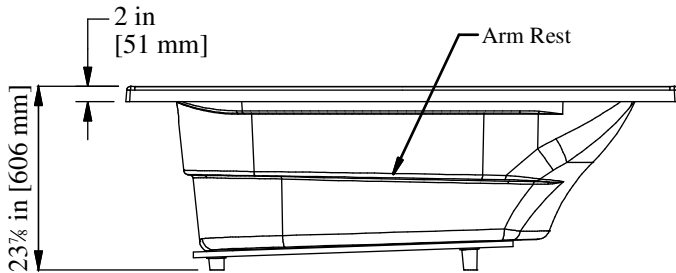
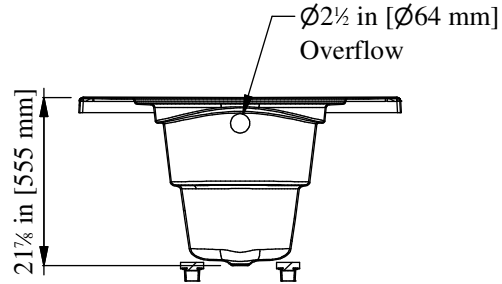


Clarion

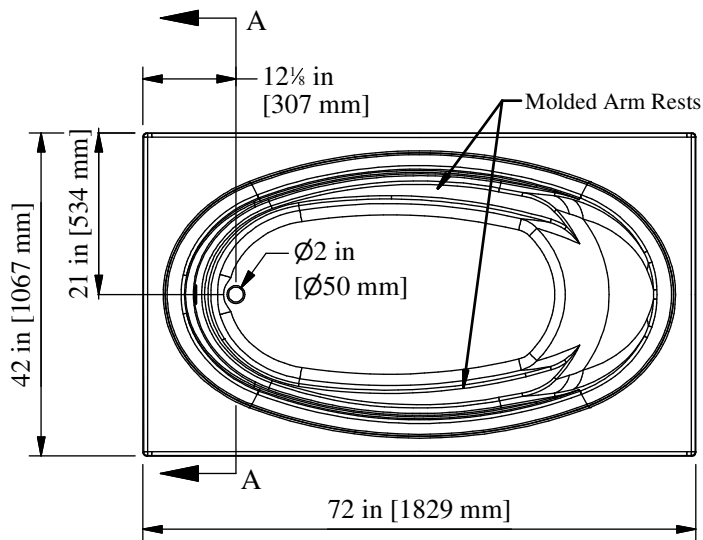
BATHWARE



ELEVATION



SECTION A-A



PLAN

**72" [1829mm] Acrylic Drop-In Bathtub
w/ Molded Arm Rests**

PRODUCT SPECIFICATIONS:

- Certified to meet CSA B45.5/IAPMO Z124 Standard.
- Clarion Bathware acrylic products are thermoformed from continuous cast acrylic sheet into a one piece seamless unit.
- A tiling flange kit is available (Model TFK-1).
- Reinforced & slip resistant floor.
- Integral 2" [51mm] rolled edge for drop-in installation.
- Factory drilled 2 1/2" [64mm] overflow.
- Molded arm rests
- Bathwell Dimensions (At Top): W-62 1/2" [1588mm]
D-32 1/2" [826mm]
H-21" [553mm]
- Bathwell Dimensions (At Bottom): W-49" [1245mm]
D-26" [660mm]
- Bathwell Capacity (At Overflow): 67 Gallons [253L]
- Water Level (At Overflow): 18" [457mm]
- All dimensions +/- 1/2" [12.8mm]
- Clarion Bathware reserves the right to change design and/or dimensions.

AD577262

72" [1829mm] Acrylic Drop-In Bathtub w/ Molded Arm Rests

Clarion
BATHWARE
44 Amsler Ave.
Shippenville, PA 16254

Phone: (814) 226-5374
Toll Free: (800) 576-9228
Fax: (814) 226-0730
www.clarionbathware.com

Mold Fabrication will not begin until approved drawing is received.
Standard mold production is (_____) weeks unless quoted otherwise.

Signatures For Approval: _____ Date: _____
Customer: _____
Clarion Engineer: _____
Clarion SVP of Sales: _____

DWG. #
AD577262-CUT

Dwg. By: CAL
Date: 5/26/2021